

Company Registration No. 008571V (Isle of Man)

GREENSHIELDS AGRI HOLDINGS PLC
ANNUAL REPORT AND FINANCIAL STATEMENTS
FOR THE YEAR ENDED 30 JUNE 2021

GREENSHIELDS AGRI HOLDINGS PLC

COMPANY INFORMATION

Directors	Mr W H Boase Mr J C Goodgal Mr P A Jackson Mr J D McKenna Mr P R Cottrell Mr R K Byrne
Company number	008571V
Registered office	3rd Floor Analyst House Peel Road Douglas Isle of Man IM1 4LZ
Auditor	Greaves West & Ayre 17 Walkergate Berwick-upon-Tweed Northumberland TD15 1DJ
Bankers	Royal Bank of Scotland 30 Nicolson Street Edinburgh EH8 9DL
Solicitors	St. John Legal Winchester House 19 Bedford Row London WC1R 4EB

GREENSHIELDS AGRI HOLDINGS PLC

CONTENTS

	Page
Strategic report	1
Directors' report	2 - 4
Independent auditor's report	5 - 8
Group income statement	9
Group statement of comprehensive income	10
Parent company income statement	11
Group statement of financial position	12 - 13
Parent company statement of financial position	14
Group statement of changes in equity	15 - 16
Parent company statement of changes in equity	17
Group statement of cash flows	18
Parent company statement of cash flows	19
Notes to the financial statements	20 - 52

GREENSHIELDS AGRI HOLDINGS PLC

STRATEGIC REPORT

FOR THE YEAR ENDED 30 JUNE 2021

The directors present the strategic report for the year ended 30 June 2021.

Fair review of the business

The principal activity of the company and its subsidiaries ('the Group') is the holding of investments in agricultural land and property, arable farming and farming related activities. The results of the group for the year, as set out on pages 8 and 9, show a profit on ordinary activities after tax attributable to owners of the parent of £609,436 (2020: profit of £1,742,714). The shareholders' funds of the Group total £21,791,534 (2020: £20,485,168).

Principal risks and uncertainties

The process of risk acceptance and risk management is addressed through a framework of procedures and internal controls. Compliance with regulation, legal and ethical standards is a high priority for the Group.

The principal risks to revenue arise from crop price fluctuation. The Group seeks to use its grain market analysis to optimise timing for crop price hedging. In addition the company seeks to optimise the premium it earns over the underlying commodity price through growing specific quality grains for local big brand customers.

COVID-19 Impact

COVID-19 has not and is not expected to have a significant impact on the Group. The Board has determined that there is no material uncertainty that casts doubt on the entity's ability to continue as a going concern. All guidance and restrictions are monitored and adhered to and it is expected that any impact from COVID-19 will not be significant in relation to expected future performance, or the effects on some future asset valuations.


Development and performance

The financial performance of the Group during financial year 2020/21 has produced a positive result and for the fifth year in a row the Group has recorded a profit after tax.

Key performance indicators

	2021	2020
Value of land owned	£15.5m	£15.7m
Total Revenue	£5,859,000	£4,561,000
EBITDA	£2,340,000	£3,148,000
NAV per share	£1.27	£1.18

On behalf of the board



Mr P R Cottrell

Director

Date 11th October 2021

GREENSHIELDS AGRI HOLDINGS PLC

DIRECTORS' REPORT

FOR THE YEAR ENDED 30 JUNE 2021

The directors present their annual report and financial statements for the year ended 30 June 2021.

Principal activities

The principal activity of the company and its subsidiaries ('the group') is the holding of investments in agricultural land and property and arable and contract farming.

Results and dividends

The results for the year are set out on page 9.

No ordinary dividends were paid. The directors do not recommend payment of a further dividend.

Directors

The directors who held office during the year and up to the date of signature of the financial statements were as follows:

Mr W H Boase
Mr J C Goodgal
Mr P A Jackson
Mr J D McKenna
Mr R R Jones
Mr P R Cottrell
Mr R K Byrne
Ms L R Forster

(Resigned 14 May 2021)

(Resigned 15 December 2020)

Supplier payment policy

The group's current policy concerning the payment of trade creditors is to follow the CBI's Prompt Payers Code (copies are available from the CBI, Centre Point, 103 New Oxford Street, London WC1A 1DU).

The group's current policy concerning the payment of trade creditors is to:

- settle the terms of payment with suppliers when agreeing the terms of each transaction;
- ensure that suppliers are made aware of the terms of payment by inclusion of the relevant terms in contracts; and
- pay in accordance with the company's contractual and other legal obligations.

Financial instruments

Treasury operations and financial instruments

The group operates a treasury function which is responsible for managing the liquidity, interest and foreign currency risks associated with the group's activities.

The group's principal financial instruments include derivative financial instruments, the purpose of which is to manage crop price risks arising from the group's activities. In addition, the group has various other financial assets and liabilities such as trade debtors and trade creditors arising directly from its operations. Derivative transactions which the company enters into principally comprise crop forward and futures contracts. In accordance with group's treasury policy, derivative instruments are not entered into for speculative purposes.

Financial instruments - liquidity risk

The group manages its cash and borrowing requirements in order to maximise interest income and minimise interest expense, whilst ensuring the group has sufficient liquid resources to meet the operating needs of the business.

Interest rate risk

The group is exposed to fair value interest rate risk on its fixed rate borrowings and cash flow interest rate risk on floating rate deposits, bank overdrafts and loans.

GREENSHIELDS AGRI HOLDINGS PLC

DIRECTORS' REPORT (CONTINUED)

FOR THE YEAR ENDED 30 JUNE 2021

Credit risk

Investments of cash surpluses, borrowings and derivative instruments are made through banks and companies which must fulfil credit rating criteria approved by the Board.

All customers who wish to trade on credit terms are subject to credit verification procedures where deemed necessary. Trade Receivables are monitored on an ongoing basis and provision is made for doubtful debts where necessary.

Future developments

The Group has made considerable progress in streamlining its core operations - grain production, grain handling, grain merchandising and renewables business – in order to implement operational efficiencies, cost savings and a leaner customer focused structure. The Group has also made good progress in streamlining the farmed acreage in order to further implement operational efficiencies.

The Group continues to look for opportunities in both land ownership and operation which will improve earnings from operations and provide strong cash flow.

Auditor

Greaves West & Ayre were appointed as auditor to the group and in accordance with section 485 of the Companies Act 2006, a resolution proposing that they be re-appointed will be put at a General Meeting.

Statement of directors' responsibilities

The directors are responsible for preparing the annual report and the financial statements in accordance with applicable law and regulations.

Company law requires the directors to prepare financial statements for each financial year. Under that law the directors have elected to prepare the group and parent company financial statements in accordance with International Financial Reporting Standards (IFRSs) as adopted by the European Union. Under company law the directors must not approve the financial statements unless they are satisfied that they give a true and fair view of the state of affairs of the company and of the profit or loss of the company for that period.

In preparing these financial statements, International Accounting Standard 1 requires that directors:

- properly select and apply accounting policies;
- present information, including accounting policies, in a manner that provides relevant, reliable, comparable and understandable information;
- provide additional disclosures when compliance with the specific requirements in IFRSs are insufficient to enable users to understand the impact of particular transactions, other events and conditions on the entity's financial position and financial performance; and
- make an assessment of the company's ability to continue as a going concern.

The directors are responsible for keeping adequate accounting records that are sufficient to show and explain the company's transactions and disclose with reasonable accuracy at any time the financial position of the company and enable them to ensure that the financial statements comply with the Companies Act 2006. They are also responsible for safeguarding the assets of the company and hence for taking reasonable steps for the prevention and detection of fraud and other irregularities.

Statement of disclosure to auditor

Each director in office at the date of approval of this annual report confirms that:

- so far as the director is aware, there is no relevant audit information of which the company's auditor is unaware, and
- the director has taken all the steps that he / she ought to have taken as a director in order to make himself / herself aware of any relevant audit information and to establish that the company's auditor is aware of that information.


This confirmation is given and should be interpreted in accordance with the provisions of section 418 of the Companies Act 2006.

GREENSHIELDS AGRI HOLDINGS PLC

DIRECTORS' REPORT (CONTINUED)

FOR THE YEAR ENDED 30 JUNE 2021

On behalf of the board



Mr P R Cottrell
Director

Date: 21 October 2021

GREENSHIELDS AGRI HOLDINGS PLC

INDEPENDENT AUDITOR'S REPORT

TO THE MEMBERS OF GREENSHIELDS AGRI HOLDINGS PLC

Opinion

We have audited the financial statements of Greenshields Agri Holdings plc (the 'parent company') and its subsidiaries (the 'group') for the year ended 30 June 2021 which comprise the group income statement, the group statement of comprehensive income, the group and parent company statement of financial position, the group and parent company statement of changes in equity, the group and parent company statement of cash flows and the group and parent company notes to the financial statements, including significant accounting policies.

The financial reporting framework that has been applied in their preparation is applicable law and International Financial Reporting Standards (IFRSs) as adopted by the European Union and as regards the parent company financial statements, as applied in accordance with the provisions of the Companies Act 2006.

In our opinion:

- the financial statements give a true and fair view of the state of the group's and of the parent company's affairs as at 30 June 2021 and of the group's profit for the year then ended;
- the group financial statements have been properly prepared in accordance with IFRSs as adopted by the European Union and the parent company financial statements have been properly prepared in accordance with IFRSs and as applied in accordance with the provisions of the Companies Act 2006; and
- the financial statements have been prepared in accordance with the requirements of the Companies Act 2006.

Basis for opinion

We conducted our audit in accordance with International Standards on Auditing (UK) (ISAs (UK)) and applicable law. Our responsibilities under those standards are further described in the *Auditor's responsibilities for the audit of the financial statements* section of our report. We are independent of the group and parent company in accordance with the ethical requirements that are relevant to our audit of the financial statements in the UK, including the FRC's Ethical Standard, and we have fulfilled our other ethical responsibilities in accordance with these requirements. We believe that the audit evidence we have obtained is sufficient and appropriate to provide a basis for our opinion.

Conclusions relating to going concern

In auditing the financial statements, we have concluded that the directors' use of the going concern basis of accounting in the preparation of the financial statements is appropriate.

Based on the work we have performed, we have not identified any material uncertainties relating to events or conditions that, individually or collectively, may cast significant doubt on the group's and company's ability to continue as a going concern for a period of at least twelve months from when the financial statements are authorised for issue.

Our responsibilities and the responsibilities of the directors with respect to going concern are described in the relevant sections of this report.

Other information

The other information comprises the information included in the annual report other than the financial statements and our auditor's report thereon. The directors are responsible for the other information contained within the annual report. Our opinion on the financial statements does not cover the other information and, except to the extent otherwise explicitly stated in our report, we do not express any form of assurance conclusion thereon. Our responsibility is to read the other information and, in doing so, consider whether the other information is materially inconsistent with the financial statements or our knowledge obtained in the course of the audit, or otherwise appears to be materially misstated. If we identify such material inconsistencies or apparent material misstatements, we are required to determine whether this gives rise to a material misstatement in the financial statements themselves. If, based on the work we have performed, we conclude that there is a material misstatement of this other information, we are required to report that fact.

We have nothing to report in this regard.

GREENSHIELDS AGRI HOLDINGS PLC

INDEPENDENT AUDITOR'S REPORT (CONTINUED)

TO THE MEMBERS OF GREENSHIELDS AGRI HOLDINGS PLC

Opinions on other matters prescribed by the Companies Act 2006

In our opinion, based on the work undertaken in the course of our audit:

- the information given in the strategic report and the directors' report for the financial year for which the financial statements are prepared is consistent with the financial statements; and
- the strategic report and the directors' report have been prepared in accordance with applicable legal requirements.

Matters on which we are required to report by exception

In the light of the knowledge and understanding of the group and parent company and their environment obtained in the course of the audit, we have not identified material misstatements in the strategic report and the directors' report.

We have nothing to report in respect of the following matters where the Companies Act 2006 requires us to report to you if, in our opinion:

- adequate accounting records have not been kept by the parent company, or returns adequate for our audit have not been received from branches not visited by us; or
- the parent company financial statements are not in agreement with the accounting records and returns; or
- certain disclosures of directors' remuneration specified by law are not made; or
- we have not received all the information and explanations we require for our audit.

Responsibilities of directors

As explained more fully in the directors' responsibilities statement, the directors are responsible for the preparation of the financial statements and for being satisfied that they give a true and fair view, and for such internal control as the directors determine is necessary to enable the preparation of financial statements that are free from material misstatement, whether due to fraud or error.

In preparing the financial statements, the directors are responsible for assessing the group's and parent company's ability to continue as a going concern, disclosing, as applicable, matters related to going concern and using the going concern basis of accounting unless the directors either intend to liquidate the company or to cease operations, or have no realistic alternative but to do so.

Auditor's responsibilities for the audit of the financial statements

Our objectives are to obtain reasonable assurance about whether the financial statements as a whole are free from material misstatement, whether due to fraud or error, and to issue an auditor's report that includes our opinion. Reasonable assurance is a high level of assurance but is not a guarantee that an audit conducted in accordance with ISAs (UK) will always detect a material misstatement when it exists. Misstatements can arise from fraud or error and are considered material if, individually or in the aggregate, they could reasonably be expected to influence the economic decisions of users taken on the basis of these financial statements.

Irregularities, including fraud, are instances of non-compliance with laws and regulations. We design procedures in line with our responsibilities, outlined above, to detect material misstatements in respect of irregularities, including fraud. The extent to which our procedures are capable of detecting irregularities, including fraud, is detailed below.

GREENSHIELDS AGRI HOLDINGS PLC

INDEPENDENT AUDITOR'S REPORT (CONTINUED)

TO THE MEMBERS OF GREENSHIELDS AGRI HOLDINGS PLC

The extent to which the audit was considered capable of detecting irregularities, including fraud

Our approach to identifying and assessing the risks of material misstatement in respect of irregularities, including fraud and non-compliance with laws and regulations, was as follows:

- the engagement partner ensured that the engagement team collectively had the appropriate competence, capabilities and skills to identify or recognise non-compliance with applicable laws and regulations;
- we identified the laws and regulations applicable to the group through discussions with directors and other management, and from our commercial knowledge and experience of the arable farming sector;
- we focused on specific laws and regulations which we considered may have a direct material effect on the financial statements or the operations of the company, including legislation such as the Companies Act 2006, taxation legislation and health and safety, food hygiene and safety, employment legislation and general farming laws and regulations in relation to both the farm itself and its workers;
- we assessed the extent of compliance with the laws and regulations identified above through making enquiries of management, contacting the entity's solicitor for any details of non-compliance and inspecting current year legal expenditure; and
- identified laws and regulations of particular relevance were communicated within the audit team regularly and the team remained alert to instances of non-compliance throughout the audit.

We assessed the susceptibility of the company's financial statements to material misstatement, including obtaining an understanding of how fraud might occur, by:

- making enquiries of management as to where they considered there was susceptibility to fraud, their knowledge of actual, suspected and alleged fraud;
- considering the internal controls in place to mitigate risks of fraud and non-compliance with laws and regulations.

To address the risk of fraud through management bias and override of controls, including any fraud associated with revenue recognition, we:

- performed analytical procedures to identify any unusual or unexpected relationships;
- tested journal entries to identify unusual transactions;
- assessed whether judgements and assumptions made in determining the accounting estimates set out in note 12, 14, 20 and 22 were indicative of potential bias;
- reviewed the work of the management's expert to ensure no indication of bias;
- traced a sample of grain sales transactions from weigh bridge tickets and collection notes to invoices and then to postings to the nominal ledgers;
- performed a sales proof in total in order to reconcile crop-in-store records to revenue receipts;
- selected a number of contract farming agreements and tested income derived from these contracts to ensure it is complete;
- traced a sample of sales around the year-end from source documentation to invoice to ensure cut-off is operating correctly;
- Review and recalculated accrued income to ensure cut off is correct;
- evaluated the business rationale of any significant transactions that are unusual or outside the normal course of business; and

GREENSHIELDS AGRI HOLDINGS PLC

INDEPENDENT AUDITOR'S REPORT (CONTINUED)

TO THE MEMBERS OF GREENSHIELDS AGRI HOLDINGS PLC

In response to the risk of irregularities and non-compliance with laws and regulations, we designed procedures which included, but were not limited to:

- agreeing financial statement disclosures to underlying supporting documentation;
- reading the minutes of meetings of those charged with governance;
- enquiring of management as to actual and potential litigation and claims against the company;
- reviewed company controls to ensure all members of staff hold correct certificates and licenses to perform their duties; and
- reviewed a sample of workers certificates and licenses held on file to ensure all still valid and in date;

There are inherent limitations in our audit procedures described above. The more removed that laws and regulations are from financial transactions, the less likely it is that we would become aware of non-compliance. Auditing standards also limit the audit procedures required to identify non-compliance with laws and regulations to enquiry of the directors and other management and the inspection of regulatory and legal correspondence, if any.

Material misstatements that arise due to fraud can be harder to detect than those that arise from error as they may involve deliberate concealment or collusion.

As part of an audit in accordance with ISAs (UK), we exercise professional judgement and maintain professional scepticism throughout the audit.

A further description of our responsibilities is available on the Financial Reporting Council's website at: <https://www.frc.org.uk/auditorsresponsibilities>. This description forms part of our auditor's report.

Use of our report

This report is made solely to the company's members, as a body, in accordance with Chapter 3 of Part 16 of the Companies Act 2006. Our audit work has been undertaken so that we might state to the company's members those matters we are required to state to them in an auditor's report and for no other purpose. To the fullest extent permitted by law, we do not accept or assume responsibility to anyone other than the company and the company's members, as a body, for our audit work, for this report, or for the opinions we have formed.



Stuart Allister CA (Senior Statutory Auditor)
For and on behalf of Greaves West & Ayre

Date: 2 November 2021

Chartered Accountants
Statutory Auditor

17 Walkergate
Berwick-upon-Tweed
Northumberland
TD15 1DJ

GREENSHIELDS AGRI HOLDINGS PLC

GROUP INCOME STATEMENT

FOR THE YEAR ENDED 30 JUNE 2021

	Notes	2021 £	2020 £
Revenue	4	5,859,316	4,560,925
Cost of sales		(2,634,152)	(2,653,996)
Gross profit		<u>3,225,164</u>	<u>1,906,929</u>
Other operating income		199,859	2,448,080
Administrative expenses (excl. depreciation)		(1,299,439)	(1,207,135)
Administrative expenses - depreciation		(980,112)	(665,425)
Operating profit	5	<u>1,145,472</u>	<u>2,482,448</u>
Finance costs	9	(246,877)	(318,504)
Profit before taxation		<u>898,595</u>	<u>2,163,944</u>
Income tax expense	10	(289,159)	(421,230)
Profit for the year	41	<u><u>609,436</u></u>	<u><u>1,742,714</u></u>
<p>Profit for the financial year is all attributable to the owners of the parent company.</p>			
Earnings per share	11		
Basic		2.84	8.07
Earnings per share from continuing operations			
Basic		2.84	8.07
		<u><u> </u></u>	<u><u> </u></u>

GREENSHIELDS AGRI HOLDINGS PLC

GROUP STATEMENT OF COMPREHENSIVE INCOME FOR THE YEAR ENDED 30 JUNE 2021

	2021 £	2020 £
Profit for the year	609,436	1,742,714
Other comprehensive income:		
Items that will not be reclassified to profit or loss		
Revaluation of property, plant and equipment and intangible assets	1,016,352	754,948
Tax relating to items not reclassified	(198,020)	(167,822)
Total items that will not be reclassified to profit or loss	818,332	587,126
Total comprehensive income for the year	1,427,768	2,329,840

Total comprehensive income for the year is all attributable to the owners of the parent company.

GREENSHIELDS AGRI HOLDINGS PLC

COMPANY INCOME STATEMENT

FOR THE YEAR ENDED 30 JUNE 2021

	Notes	2021 £	2020 £
Administrative expenses		(163,333)	(813,201)
Operating loss		(163,333)	(813,201)
Investment revenues		1,211,693	4,192,543
Other gains and losses		669,542	(772,960)
Profit before taxation		1,717,902	2,606,382
Income tax expense		-	-
Profit for the year	41	1,717,902	2,606,382

GREENSHIELDS AGRI HOLDINGS PLC

GROUP STATEMENT OF FINANCIAL POSITION

AS AT 30 JUNE 2021

	Notes	2021 £	2020 £
Non-current assets			
Intangible assets	12	146,219	153,220
Property, plant and equipment	14	21,182,547	19,572,795
Investments	16	36,330	37,931
		<u>21,365,096</u>	<u>19,763,946</u>
Current assets			
Biological assets	20	2,360,335	1,998,808
Trade and other receivables	22	1,632,266	1,562,863
Cash and cash equivalents		4,387,159	3,196,682
Derivative financial instruments		7,841	-
Assets held for sale	25	-	1,422,192
		<u>8,387,601</u>	<u>8,180,545</u>
Total assets		<u>29,752,697</u>	<u>27,944,491</u>
Current liabilities			
Trade and other payables	31	495,997	657,324
Current tax liabilities		101,397	282,931
Borrowings	26	103,683	37,792
Lease liabilities	33	905,019	538,886
Derivative financial instruments		-	15,963
		<u>1,606,096</u>	<u>1,532,896</u>
Net current assets		<u>6,781,505</u>	<u>6,647,649</u>
Non-current liabilities			
Borrowings	26	3,847,916	3,938,261
Lease liabilities	33	1,811,512	1,679,593
Deferred tax liabilities	34	695,639	308,573
		<u>6,355,067</u>	<u>5,926,427</u>
Total liabilities		<u>7,961,163</u>	<u>7,459,323</u>
Net assets		<u>21,791,534</u>	<u>20,485,168</u>


GREENSHIELDS AGRI HOLDINGS PLC

GROUP STATEMENT OF FINANCIAL POSITION (CONTINUED)

AS AT 30 JUNE 2021

	Notes	2021 £	2020 £
Equity			
Called up share capital	36	17,221,916	17,337,051
Share premium account	38	50,048	50,048
Revaluation reserve	39	2,648,218	2,377,968
Capital redemption reserve	40	578,096	462,961
Retained earnings	41	1,293,256	257,140
Total equity		<u>21,791,534</u>	<u>20,485,168</u>

The financial statements were approved by the board of directors and authorised for issue on 21 October 2021 and are signed on its behalf by:



Mr P R Cottrell
Director



Mr R K Byrne
Director

Company Registration No. 008571V


GREENSHIELDS AGRI HOLDINGS PLC

COMPANY STATEMENT OF FINANCIAL POSITION


AS AT 30 JUNE 2021

	Notes	2021 £	2020 £
Non-current assets			
Investments	17	5,100,041	5,100,041
Current assets			
Trade and other receivables	23	13,232,358	12,437,037
Cash and cash equivalents		812,423	268
		14,044,781	12,437,305
Current liabilities			
Trade and other payables	32	23,790	12,815
Net current assets			
		14,020,991	12,424,490
Net assets			
		19,121,032	17,524,531
Equity			
Called up share capital	37	17,221,916	17,337,051
Share premium account		50,048	50,048
Capital redemption reserve		578,096	462,961
Retained earnings		1,270,972	(325,529)
Total equity			
		19,121,032	17,524,531

The financial statements were approved by the board of directors and authorised for issue on 21 October 2021 and are signed on its behalf by:



Mr P R Cottrell
Director



Mr R K Byrne
Director

Company Registration No. 008571V

GREENSHIELDS AGRI HOLDINGS PLC

GROUP STATEMENT OF CHANGES IN EQUITY

FOR THE YEAR ENDED 30 JUNE 2021

	Notes	Share capital £	Share premium account £	Revaluation reserve £	Capital redemption reserve £	Retained earnings £	Total £
Balance at 1 July 2019		17,794,012	49,808	2,267,199	-	(1,480,453)	18,630,566
Year ended 30 June 2020:							
Profit for the year		-	-	-	-	1,742,714	1,742,714
Other comprehensive income:							
Revaluation of property, plant and equipment and intangible assets		-	-	754,948	-	-	754,948
Tax relating to other comprehensive income		-	-	(167,822)	-	-	(167,822)
Total comprehensive income for the year		-	-	587,126	-	1,742,714	2,329,840
Issue of share capital	36	6,000	240	-	-	-	6,240
Redemption of shares	36	(462,961)	-	-	462,961	(481,478)	(481,478)
Realised gains		-	-	(438,001)	-	438,001	-
Other movements		-	-	(38,356)	-	38,356	-
Balance at 30 June 2020		17,337,051	50,048	2,377,968	462,961	257,140	20,485,168

GREENSHIELDS AGRI HOLDINGS PLC

GROUP STATEMENT OF CHANGES IN EQUITY (CONTINUED)

FOR THE YEAR ENDED 30 JUNE 2021

	Notes	Share capital £	Share premium account £	Revaluation reserve £	Capital redemption reserve £	Retained earnings £	Total £
Year ended 30 June 2021:							
Profit for the year		-	-	-	-	609,436	609,436
Other comprehensive income:							
Revaluation of property, plant and equipment		-	-	1,016,352	-	-	1,016,352
Tax relating to other comprehensive income		-	-	(198,020)	-	-	(198,020)
Total comprehensive income for the year		-	-	818,332	-	609,436	1,427,768
Redemption of shares	36	(115,135)	-	-	115,135	(121,402)	(121,402)
Realised gains		-	-	(2,521)	-	2,521	-
Other movements		-	-	(545,561)	-	545,561	-
Balance at 30 June 2021		17,221,916	50,048	2,648,218	578,096	1,293,256	21,791,534

GREENSHIELDS AGRI HOLDINGS PLC

COMPANY STATEMENT OF CHANGES IN EQUITY

FOR THE YEAR ENDED 30 JUNE 2021

	Notes	Share capital £	Share premium account £	Capital redemption reserve £	Retained earnings £	Total £
Balance at 1 July 2019		17,794,012	49,808	-	(2,450,433)	15,393,387
Year ended 30 June 2020:						
Profit and total comprehensive income for the year		-	-	-	2,606,382	2,606,382
Issue of share capital	37	6,000	240	-	-	6,240
Redemption of shares	37	(462,961)	-	462,961	(481,478)	(481,478)
Balance at 30 June 2020		17,337,051	50,048	462,961	(325,529)	17,524,531
Year ended 30 June 2021:						
Profit and total comprehensive income for the year		-	-	-	1,717,902	1,717,902
Redemption of shares	37	(115,135)	-	115,135	(121,402)	(121,402)
Balance at 30 June 2021		17,221,916	50,048	578,096	1,270,972	19,121,032

GREENSHIELDS AGRI HOLDINGS PLC

GROUP STATEMENT OF CASH FLOWS FOR THE YEAR ENDED 30 JUNE 2021

	Notes	2021		2020	
		£	£	£	£
Cash flows from operating activities					
Cash generated from operations	49		1,486,716		576,433
Interest paid			(246,877)		(318,405)
Tax paid			(281,647)		(14,583)
Net cash inflow from operating activities			<u>958,192</u>		<u>243,445</u>
Investing activities					
Purchase of intangible assets		-		(47,696)	
Proceeds on disposal of intangibles		12,331		37,110	
Purchase of property, plant and equipment		(1,698,696)		(2,384,443)	
Proceeds on disposal of property, plant and equipment		1,588,657		6,587,966	
Proceeds on disposal of investments		1,601		40,000	
Net cash (used in)/generated from investing activities			<u>(96,107)</u>		<u>4,232,937</u>
Financing activities					
Proceeds from issue of shares		-		6,240	
Redemption of shares		(121,401)		(481,478)	
Repayment of bank loans		(24,454)		(2,656,691)	
Repayment of derivatives		(23,804)		90,631	
Payment of lease liabilities		498,052		1,448,376	
Net cash generated from/(used in) financing activities			<u>328,393</u>		<u>(1,592,922)</u>
Net increase in cash and cash equivalents			<u>1,190,478</u>		<u>2,883,460</u>
Cash and cash equivalents at beginning of year			3,196,682		313,222
Cash and cash equivalents at end of year			<u><u>4,387,159</u></u>		<u><u>3,196,682</u></u>

GREENSHIELDS AGRI HOLDINGS PLC

COMPANY STATEMENT OF CASH FLOWS

FOR THE YEAR ENDED 30 JUNE 2021

	Notes	2021 £	£	2020 £	£
Cash flows from operating activities					
Cash absorbed by operations	50		(278,137)		(3,718,049)
			<hr/>		<hr/>
Net cash outflow from operating activities			(278,137)		(3,718,049)
Investing activities					
Dividends received		1,211,693		4,192,543	
		<hr/>		<hr/>	
Net cash generated from investing activities		1,211,693		4,192,543	
Financing activities					
Proceeds from issue of shares		-		6,240	
Redemption of shares		(121,401)		(481,478)	
		<hr/>		<hr/>	
Net cash used in financing activities			(121,401)		(475,238)
			<hr/>		<hr/>
Net increase/(decrease) in cash and cash equivalents			812,155		(744)
Cash and cash equivalents at beginning of year			268		1,012
			<hr/>		<hr/>
Cash and cash equivalents at end of year			812,423		268
			<hr/> <hr/>		<hr/> <hr/>

GREENSHIELDS AGRI HOLDINGS PLC

NOTES TO THE GROUP FINANCIAL STATEMENTS

FOR THE YEAR ENDED 30 JUNE 2021

1 Accounting policies

Company information

Greenshields Agri Holdings plc is a private company limited by shares incorporated in Isle of Man. The registered office is 3rd Floor Analyst House, Peel Road, Douglas, Isle of Man, IM1 4LZ. The company's principal activities and nature of its operations are disclosed in the directors' report.

The group consists of Greenshields Agri Holdings plc and all of its subsidiaries.

1.1 Accounting convention

The financial statements have been prepared in accordance with International Financial Reporting Standards (IFRS) as adopted for use in the European Union and with those parts of the Companies Act 2006 applicable to companies reporting under IFRS, except as otherwise stated.

The financial statements are prepared in sterling, which is the functional currency of the group. Monetary amounts in these financial statements are rounded to the nearest £.

The financial statements have been prepared under the historical cost convention, except for the revaluation of intangible assets, freehold land and buildings and investments. The principal accounting policies adopted are set out below.

1.2 Basis of consolidation

The consolidated group financial statements consist of the financial statements of the parent company Greenshields Agri Holdings plc together with all entities controlled by the parent company (its subsidiaries) and the group's share of its interests in joint ventures and associates.

All financial statements are made up to 30 June 2021. Where necessary, adjustments are made to the financial statements of subsidiaries to bring the accounting policies used into line with those used by other members of the group.

All intra-group transactions, balances and unrealised gains on transactions between group companies are eliminated on consolidation. Unrealised losses are also eliminated unless the transaction provides evidence of an impairment of the asset transferred.

Subsidiaries are consolidated in the group's financial statements from the date that control commences until the date that control ceases.

1.3 Going concern

The directors have at the time of approving the financial statements, a reasonable expectation that the group has adequate resources to continue in operational existence for the foreseeable future. Thus the directors continue to adopt the going concern basis of accounting in preparing the financial statements.

The financial statements have been prepared on the going concern basis. The group has net current assets of £6,781,505 (2020 £6,647,649) and net assets of £21,791,534 (2020 £20,485,168) at 30 June 2021. The group's ability to continue as a going concern is dependent upon conducting successful arable farming activities in the future. Additionally, the group is dependent on continued financial success of the group companies. The group has sufficient cash resources available for its operational needs. The directors have prepared forecast financial information for a period of at least 12 months from the date of issuance of this financial information, and have considered stress scenarios with regard to the key assumptions in the preparation of that financial information.

GREENSHIELDS AGRI HOLDINGS PLC

NOTES TO THE GROUP FINANCIAL STATEMENTS (CONTINUED)

FOR THE YEAR ENDED 30 JUNE 2021

1 Accounting policies

(Continued)

1.4 Revenue

Revenue is measured based on the consideration specified in a contract with a customer and excludes amounts collected on behalf of third parties. The group recognises revenue when it transfers control of a product or service to a customer.

When cash inflows are deferred and represent a financing arrangement, the fair value of the consideration is the present value of the future receipts. The difference between the fair value of the consideration and the nominal amount received is recognised as interest income.

Revenue from the sale of goods is recognised when the significant risks and rewards of ownership of the goods have passed to the buyer (usually on dispatch of the goods), the amount of revenue can be measured reliably, it is probable that the economic benefits associated with the transaction will flow to the group and the costs incurred or to be incurred in respect of the transaction can be measured reliably.

Revenue from a contract to provide services is recognised by reference to the stage of completion of the contract. The stage of completion of the contract is determined by reference to the nature of the work done as part of the harvest year.

Revenue from contracts relates to the provision of contract farming services to customers. Performance obligations are met when the farming work required has been completed for the customer. Payment terms for services varies but services are normally billed twice yearly in February and September with standard payment terms within 30 days thereon. The price of contracts are derived from the market rate of agricultural goods and services.

The group recognises revenue from the following major sources:

- Crop sales
- Contracting income
- Combined heat & power
- Basic payment scheme
- Cattle housing

Other farming income is comprised primarily of land rentals for farming, wayleaves, easements and similar. Income is recognised on an accruals basis.

1.5 Intangible assets other than goodwill

Intangible assets comprise entitlements receivable under the Basic Payment Scheme. Such assets are held at their fair value and reviewed annually for impairment. Any impairment losses are taken to the statement of comprehensive income and revaluation gains are held within a revaluation surplus within equity.

GREENSHIELDS AGRI HOLDINGS PLC

NOTES TO THE GROUP FINANCIAL STATEMENTS (CONTINUED) FOR THE YEAR ENDED 30 JUNE 2021

1 Accounting policies (Continued)

1.6 Property, plant and equipment

Property, plant and equipment are initially measured at cost and subsequently measured at cost or valuation, net of depreciation and any impairment losses.

Depreciation is recognised so as to write off the cost or valuation of assets less their residual values over their useful lives on the following bases:

Freehold land and buildings	Nil and 20 years straight line
Property Improvements	20 years straight line
Plant and equipment	15% reducing balance and 15 years straight line
Renewables	20 years and 15 years straight line
Motor vehicles	25% reducing balance
Tenant improvements	10% reducing balance
Right-of-use assets	2, 3, 5 and 17 years straight line

Freehold land is not depreciated.

The gain or loss arising on the disposal of an asset is determined as the difference between the sale proceeds and the carrying value of the asset, and is recognised in the income statement.

Properties whose fair value can be measured reliably are held under the revaluation model and are carried at a revalued amount, being their fair value at the date of valuation less any subsequent accumulated depreciation and subsequent accumulated impairment losses. The fair value of the land and buildings is usually considered to be their market value.

Revaluation gains and losses are recognised in other comprehensive income and accumulated in equity, except to the extent that a revaluation gain reverses a revaluation loss previously recognised in profit or loss or a revaluation loss exceeds the accumulated revaluation gains recognised in equity; such gains and losses are recognised in profit or loss.

1.7 Non-current investments

Interests in subsidiaries, associates and jointly controlled entities are initially measured at cost and subsequently measured at cost less any accumulated impairment losses. The investments are assessed for impairment at each reporting date and any impairment losses or reversals of impairment losses are recognised immediately in profit or loss.

A subsidiary is an entity controlled by the parent company. Control is the power to govern the financial and operating policies of the entity so as to obtain benefits from its activities.

1.8 Impairment of tangible and intangible assets

At each reporting end date, the group reviews the carrying amounts of its tangible and intangible assets to determine whether there is any indication that those assets have suffered an impairment loss. If any such indication exists, the recoverable amount of the asset is estimated in order to determine the extent of the impairment loss (if any). Where it is not possible to estimate the recoverable amount of an individual asset, the group estimates the recoverable amount of the cash-generating unit to which the asset belongs.

GREENSHIELDS AGRI HOLDINGS PLC

NOTES TO THE GROUP FINANCIAL STATEMENTS (CONTINUED)

FOR THE YEAR ENDED 30 JUNE 2021

1 Accounting policies

(Continued)

Recoverable amount is the higher of fair value less costs to sell and value in use. In assessing value in use, the estimated future cash flows are discounted to their present value using a pre-tax discount rate that reflects current market assessments of the time value of money and the risks specific to the asset for which the estimates of future cash flows have not been adjusted.

If the recoverable amount of an asset (or cash-generating unit) is estimated to be less than its carrying amount, the carrying amount of the asset (or cash-generating unit) is reduced to its recoverable amount. An impairment loss is recognised immediately in profit or loss, unless the relevant asset is carried at a revalued amount, in which case the impairment loss is treated as a revaluation decrease.

Where an impairment loss subsequently reverses, the carrying amount of the asset (or cash-generating unit) is increased to the revised estimate of its recoverable amount, but so that the increased carrying amount does not exceed the carrying amount that would have been determined had no impairment loss been recognised for the asset (or cash-generating unit) in prior years. A reversal of an impairment loss is recognised immediately in profit or loss, unless the relevant asset is carried at a revalued amount, in which case the reversal of the impairment loss is treated as a revaluation increase.

1.9 Inventories

Inventories are stated at the lower of cost and estimated selling price less costs to complete and sell. Cost comprises direct materials and, where applicable, direct labour costs and those overheads that have been incurred in bringing the inventories to their present location and condition.

Inventories held for distribution at no or nominal consideration are measured at the lower of cost and replacement cost, adjusted where applicable for any loss of service potential.

Net realisable value is the estimated selling price less all estimated costs of completion and costs to be incurred in marketing, selling and distribution.

Biological assets are measured on initial recognition and at each balance sheet date at fair value in accordance with IAS 41. Any changes in fair value are recognised in the statement of comprehensive income in the year in which they arise.

1.10 Non-current assets held for sale

Non-current assets (and disposal groups) classified as held for sale are measured at the lower of carrying amount and fair value less costs to sell.

Non-current assets and disposal groups are classified as held for sale if their carrying amount will be recovered through a sale transaction rather than through continuing use. This condition is regarded as met only when the sale is highly probable and the asset (or disposal group) is available for immediate sale in its present condition. Management must be committed to the sale which should be expected to qualify for recognition as a completed sale within one year from the date of classification.

1.11 Cash and cash equivalents

Cash and cash equivalents include cash in hand, deposits held at call with banks, other short-term liquid investments with original maturities of three months or less, and bank overdrafts. Bank overdrafts are shown within borrowings in current liabilities.

GREENSHIELDS AGRI HOLDINGS PLC

NOTES TO THE GROUP FINANCIAL STATEMENTS (CONTINUED) FOR THE YEAR ENDED 30 JUNE 2021

1 Accounting policies

(Continued)

1.12 Financial assets

Financial assets are recognised in the group's statement of financial position when the group becomes party to the contractual provisions of the instrument. Financial assets are classified into specified categories, depending on the nature and purpose of the financial assets.

At initial recognition, financial assets classified as fair value through profit and loss are measured at fair value and any transaction costs are recognised in profit or loss. Financial assets not classified as fair value through profit and loss are initially measured at fair value plus transaction costs.

Financial assets at fair value through profit or loss

Financial assets are classified as at FVTPL when the financial asset is held for trading. This is the case if:

- the asset has been acquired principally for the purpose of selling in the near term, or
- on initial recognition it is part of a portfolio of identified financial instruments that the company manages together and has a recent actual pattern of short-term profit taking, or
- it is a derivative that is not designated and effective as a hedging instrument.

Financial assets at FVTPL are stated at fair value with any gains or losses arising on remeasurement recognised in profit or loss. The net gain or loss recognised in profit or loss incorporates any dividend or interest earned on the financial asset. Interest and dividends are included in 'Investment income' and gains and losses on remeasurement included in 'other gains and losses' in the statement of comprehensive income.

Financial assets held at amortised cost

Financial instruments are classified as financial assets measured at amortised cost where the objective is to hold these assets in order to collect contractual cash flows, and the contractual cash flows are solely payments of principal and interest. They arise principally from the provision of goods and services to customers (eg trade receivables). They are initially recognised at fair value plus transaction costs directly attributable to their acquisition or issue, and are subsequently carried at amortised cost using the effective interest rate method, less provision for impairment where necessary.

Financial assets at fair value through other comprehensive income

Debt instruments are classified as financial assets measured at fair value through other comprehensive income where the financial assets are held within the group's business model whose objective is achieved by both collecting contractual cash flows and selling financial assets, and the contractual terms of the financial asset give rise on specified dates to cash flows that are solely payments of principal and interest on the principal amount outstanding.

A debt instrument measured at fair value through other comprehensive income is recognised initially at fair value plus transaction costs directly attributable to the asset. After initial recognition, each asset is measured at fair value, with changes in fair value included in other comprehensive income. Accumulated gains or losses recognised through other comprehensive income are directly transferred to profit or loss when the debt instrument is derecognised.

Impairment of financial assets

Financial assets, other than those measured at fair value through profit or loss, are assessed for indicators of impairment at each reporting end date.

Financial assets are impaired where there is objective evidence that, as a result of one or more events that occurred after the initial recognition of the financial asset, the estimated future cash flows of the investment have been affected.

GREENSHIELDS AGRI HOLDINGS PLC

NOTES TO THE GROUP FINANCIAL STATEMENTS (CONTINUED)

FOR THE YEAR ENDED 30 JUNE 2021

1 Accounting policies

(Continued)

Derecognition of financial assets

Financial assets are derecognised only when the contractual rights to the cash flows from the asset expire, or when it transfers the financial asset and substantially all the risks and rewards of ownership to another entity.

1.13 Financial liabilities

The group recognises financial debt when the group becomes a party to the contractual provisions of the instruments. Financial liabilities are classified as either 'financial liabilities at fair value through profit or loss' or 'other financial liabilities'.

Financial liabilities at fair value through profit or loss

Financial liabilities are classified as measured at fair value through profit or loss when the financial liability is held for trading. A financial liability is classified as held for trading if:

- it has been incurred principally for the purpose of selling or repurchasing it in the near term, or
- on initial recognition it is part of a portfolio of identified financial instruments that are managed together and has a recent actual pattern of short-term profit taking, or
- it is a derivative that is not a financial guarantee contract or a designated and effective hedging instrument.

Financial liabilities at fair value through profit or loss are stated at fair value with any gains or losses arising on remeasurement recognised in profit or loss.

Other financial liabilities

Other financial liabilities, including borrowings, trade payables and other short-term monetary liabilities, are initially measured at fair value net of transaction costs directly attributable to the issuance of the financial liability. They are subsequently measured at amortised cost using the effective interest method. For the purposes of each financial liability, interest expense includes initial transaction costs and any premium payable on redemption, as well as any interest or coupon payable while the liability is outstanding.

Derecognition of financial liabilities

Financial liabilities are derecognised when, and only when, the group's obligations are discharged, cancelled, or they expire.

1.14 Equity instruments

Equity instruments issued by the parent company are recorded at the proceeds received, net of direct issue costs. Dividends payable on equity instruments are recognised as liabilities once they are no longer payable at the discretion of the company.

1.15 Derivatives

Derivative financial instruments are utilised by the group to manage risks in relation to interest rates and the market price risk associated with crop prices. Derivative financial instruments are initially measured at cost, which included transaction costs. Subsequent to initial recognition these instruments are measured at fair value and changes are recognised in the statement of comprehensive income in the year in which they arise.

1.16 Taxation

The tax expense represents the sum of the tax currently payable and deferred tax.

GREENSHIELDS AGRI HOLDINGS PLC

NOTES TO THE GROUP FINANCIAL STATEMENTS (CONTINUED)

FOR THE YEAR ENDED 30 JUNE 2021

1 Accounting policies

(Continued)

Current tax

The tax currently payable is based on taxable profit for the year. Taxable profit differs from net profit as reported in the income statement because it excludes items of income or expense that are taxable or deductible in other years and it further excludes items that are never taxable or deductible. The group's liability for current tax is calculated using tax rates that have been enacted or substantively enacted by the reporting end date.

Deferred tax

Deferred tax is the tax expected to be payable or recoverable on differences between the carrying amounts of assets and liabilities in the financial statements and the corresponding tax bases used in the computation of taxable profit, and is accounted for using the balance sheet liability method. Deferred tax liabilities are generally recognised for all taxable temporary differences and deferred tax assets are recognised to the extent that it is probable that taxable profits will be available against which deductible temporary differences can be utilised. Such assets and liabilities are not recognised if the temporary difference arises from goodwill or from the initial recognition of other assets and liabilities in a transaction that affects neither the tax profit nor the accounting profit.

The carrying amount of deferred tax assets is reviewed at each reporting end date and reduced to the extent that it is no longer probable that sufficient taxable profits will be available to allow all or part of the asset to be recovered. Deferred tax is calculated at the tax rates that are expected to apply in the period when the liability is settled or the asset is realised. Deferred tax is charged or credited in the income statement, except when it relates to items charged or credited directly to equity, in which case the deferred tax is also dealt with in equity. Deferred tax assets and liabilities are offset when the group has a legally enforceable right to offset current tax assets and liabilities and the deferred tax assets and liabilities relate to taxes levied by the same tax authority.

1.17 Employee benefits

The costs of short-term employee benefits are recognised as a liability and an expense, unless those costs are required to be recognised as part of the cost of inventories or non-current assets.

The cost of any unused holiday entitlement is recognised in the period in which the employee's services are received.

Termination benefits are recognised immediately as an expense when the group is demonstrably committed to terminate the employment of an employee or to provide termination benefits.

1.18 Retirement benefits

Payments to defined contribution retirement benefit schemes are charged as an expense as they fall due.

1.19 Leases

At inception, the group assesses whether a contract is, or contains, a lease within the scope of IFRS 16. A contract is, or contains, a lease if the contract conveys the right to control the use of an identified asset for a period of time in exchange for consideration. Where a tangible asset is acquired through a lease, the group recognises a right-of-use asset and a lease liability at the lease commencement date. Right-of-use assets are included within property, plant and equipment, apart from those that meet the definition of investment property.

GREENSHIELDS AGRI HOLDINGS PLC

NOTES TO THE GROUP FINANCIAL STATEMENTS (CONTINUED)

FOR THE YEAR ENDED 30 JUNE 2021

1 Accounting policies

(Continued)

The right-of-use asset is initially measured at cost, which comprises the initial amount of the lease liability adjusted for any lease payments made at or before the commencement date plus any initial direct costs and an estimate of the cost of obligations to dismantle, remove, refurbish or restore the underlying asset and the site on which it is located, less any lease incentives received.

The right-of-use asset is subsequently depreciated using the straight-line method from the commencement date to the earlier of the end of the useful life of the right-of-use asset or the end of the lease term. The estimated useful lives of right-of-use assets are determined on the same basis as those of other property, plant and equipment. The right-of-use asset is periodically reduced by impairment losses, if any, and adjusted for certain remeasurements of the lease liability.

The lease liability is initially measured at the present value of the lease payments that are unpaid at the commencement date, discounted using the interest rate implicit in the lease or, if that rate cannot be readily determined, the group's incremental borrowing rate. Lease payments included in the measurement of the lease liability comprise fixed payments, variable lease payments that depend on an index or a rate, amounts expected to be payable under a residual value guarantee, and the cost of any options that the group is reasonably certain to exercise, such as the exercise price under a purchase option, lease payments in an optional renewal period, or penalties for early termination of a lease.

The lease liability is measured at amortised cost using the effective interest method. It is remeasured when there is a change in: future lease payments arising from a change in an index or rate; the group's estimate of the amount expected to be payable under a residual value guarantee; or the group's assessment of whether it will exercise a purchase, extension or termination option. When the lease liability is remeasured in this way, a corresponding adjustment is made to the carrying amount of the right-of-use asset, or is recorded in profit or loss if the carrying amount of the right-of-use asset has been reduced to zero.

The group has elected not to recognise right-of-use assets and lease liabilities for short-term leases of machinery that have a lease term of 12 months or less, or for leases of low-value assets including IT equipment. The payments associated with these leases are recognised in profit or loss on a straight-line basis over the lease term.

When the group acts as a lessor, leases are classified as finance leases whenever the terms of the lease transfer substantially all the risks and rewards of ownership to the lessees, over the major part of the economic life of the asset. All other leases are classified as operating leases. If an arrangement contains lease and non-lease components, the group applies IFRS 15 to allocate the consideration in the contract. When the group is an intermediate lessor, it accounts for its interests in the head lease and the sub-lease separately, classifying the sub-lease with reference to the right-of-use asset arising from the head lease instead of the underlying asset.

1.20 Grants

Grants relating to an asset are recognised in the statement of financial position by deducting the grant from the cost of the asset to arrive at the carrying amount of the asset.

1.21 Foreign exchange

Transactions in currencies other than pounds sterling are recorded at the rates of exchange prevailing at the dates of the transactions. At each reporting end date, monetary assets and liabilities that are denominated in foreign currencies are retranslated at the rates prevailing on the reporting end date. Gains and losses arising on translation in the period are included in profit or loss.

2 Adoption of new and revised standards and changes in accounting policies

In the current year, there are no new and revised Standards and Interpretations have been adopted by the company and have an effect on the current period or a prior period or may have an effect on future periods.

GREENSHIELDS AGRI HOLDINGS PLC

NOTES TO THE GROUP FINANCIAL STATEMENTS (CONTINUED) FOR THE YEAR ENDED 30 JUNE 2021

2 Adoption of new and revised standards and changes in accounting policies (Continued)

Standards which are in issue but not yet effective

At the date of authorisation of these financial statements, the following standards and interpretations, which have not yet been applied in these financial statements, were in issue but not yet effective (and in some cases had not yet been adopted by the EU):

IFRS	17	Insurance	Contracts	IFRS 17 establishes the principles for the recognition, measurement, presentation and disclosure of insurance contracts within the scope of the standard. The objective of IFRS 17 is to ensure that an entity provides relevant information that faithfully represents those contracts. This information gives a basis for users of financial statements to assess the effect that insurance contracts have on the entity's financial position, financial performance and cash flows.
(Effective date - 1 January 2023)				

GREENSHIELDS AGRI HOLDINGS PLC

NOTES TO THE GROUP FINANCIAL STATEMENTS (CONTINUED)

FOR THE YEAR ENDED 30 JUNE 2021

3 Critical accounting estimates and judgements

In the application of the company's accounting policies, the directors are required to make judgements, estimates and assumptions about the carrying amount of assets and liabilities that are not readily apparent from other sources. The estimates and associated assumptions are based on historical experience and other factors that are considered to be relevant. Actual results may differ from these estimates.

The estimates and underlying assumptions are reviewed on an ongoing basis. Revisions to accounting estimates are recognised in the period in which the estimate is revised, if the revision affects only that period, or in the period of the revision and future periods if the revision affects both current and future periods. Significant estimates and assumptions include valuation of freehold land, biological assets, BPS entitlements and right of use assets (under IFRS16).

Biological assets are measured at fair value, less costs to sell, with any change therein recognised in profit or loss. The group determines fair values for biological assets using LIFFE (London International Financial Futures and Options Exchange) prices, crop yields are based on company historical data and management expertise and company historical and projected costs of production. Further information about the assumptions made in measuring fair values is included in note 20 - Inventories.

BPS entitlements are measured at fair value, with third party George F White LLP providing the valuation of those held by the company at the year end. Further information about the assumptions made in measuring fair values is included in note 12 - Intangible assets.

For those assets under operating lease commitments, under IFRS 16, are capitalised at the net present value based on discounting operating lease payments through the use of an incremental borrowing rate, which reflects the interest rate the company would incur if they were to purchase the leased asset through finance/loan. Further information about the assumptions made in measuring fair values is included in note 14 - Property, plant and equipment.

Freehold land is measured under revaluation model. IFRS 13 defines fair value as the price that would be received to sell an asset or paid to transfer a liability in an orderly transaction between market participants at the measurement price (an exit price). The group obtain valuation of freehold land on a yearly basis from third party George F White LLP which is in accordance with RICS Global Valuations Standards 2020. Further information about the assumptions made in measuring fair values is included in note 14 - Property, plant and equipment.

Accrued income is included for amounts to be received relating to the current period but have not been invoiced or remitted to the before the year end. This income arises to the Company in respect of Basic Payment Scheme and Renewable Heat Incentive subsidy entitlements have been estimated at the yearend based on expected rates of income per unit. Directors multiply expected rates of income by the number of subsidy unit entitlements or energy units produced in order to quantify what is due to the company at the yearend. Accrued income is included in other receivables per note 22.

GREENSHIELDS AGRI HOLDINGS PLC

NOTES TO THE GROUP FINANCIAL STATEMENTS (CONTINUED) FOR THE YEAR ENDED 30 JUNE 2021

4 Revenue

An analysis of the group's revenue is as follows:

	2021	2020
	£	£
Revenue analysed by class of business		
Crop sales	3,067,475	2,398,554
Basic payment scheme	357,402	312,702
Other farming income	1,187,260	729,846
Rental income	13,155	27,389
CHP exported power & subsidies	447,295	370,916
Contract income	786,729	721,517
	<u>5,859,316</u>	<u>4,560,924</u>

5 Operating loss

	2021	2020
	£	£
Operating profit for the year is stated after charging/(crediting):		
Exchange (gains)/losses	(4,464)	5,507
Fees payable to the company's auditor for the audit of the company's financial statements	29,824	31,863
Depreciation of property, plant and equipment	980,112	665,425
Profit on disposal of property, plant and equipment	(41,284)	(65,065)
Profit on disposal of intangible assets	(5,325)	(8,663)
Cost of inventories recognised as an expense	2,634,152	2,653,998
	<u>2,634,152</u>	<u>2,653,998</u>

6 Auditor's remuneration

	2021	2020
	£	£
Fees payable to the company's auditor and associates:		
For audit services		
Audit of the financial statements of the group and company	13,930	11,638
Audit of the financial statements of the company's subsidiaries	15,894	20,225
	<u>29,824</u>	<u>31,863</u>

7 Employees

The average monthly number of persons (including directors) employed by the group during the year was:

	2021	2020
	Number	Number
	13	12
	<u>13</u>	<u>12</u>

GREENSHIELDS AGRI HOLDINGS PLC

NOTES TO THE GROUP FINANCIAL STATEMENTS (CONTINUED)

FOR THE YEAR ENDED 30 JUNE 2021

7	Employees	(Continued)	
	Their aggregate remuneration comprised:		
		2021	2020
		£	£
	Wages and salaries	610,942	487,457
	Social security costs	48,107	41,800
	Pension costs	12,243	11,039
		<u>671,292</u>	<u>540,296</u>
		<u><u>671,292</u></u>	<u><u>540,296</u></u>
8	Directors' remuneration	2021	2020
		£	£
	Remuneration for qualifying services	151,464	48,074
		<u>151,464</u>	<u>48,074</u>
		<u><u>151,464</u></u>	<u><u>48,074</u></u>
9	Finance costs	2021	2020
		£	£
	Interest on bank overdrafts and loans	170,224	238,947
	Interest on lease liabilities	75,951	73,367
	Other interest payable	702	6,091
		<u>246,877</u>	<u>318,405</u>
	Total interest expense	<u>246,877</u>	<u>318,405</u>
		<u><u>246,877</u></u>	<u><u>318,405</u></u>
10	Income tax expense	2021	2020
		£	£
	Current tax		
	UK corporation tax on profits for the current period	101,397	288,121
	Adjustments in respect of prior periods	(1,283)	-
		<u>100,114</u>	<u>288,121</u>
	Total UK current tax	<u>100,114</u>	<u>288,121</u>
		<u><u>100,114</u></u>	<u><u>288,121</u></u>
	Deferred tax		
	Origination and reversal of temporary differences	189,045	133,109
		<u>189,045</u>	<u>133,109</u>
		<u><u>189,045</u></u>	<u><u>133,109</u></u>
	Total tax charge	<u>289,159</u>	<u>421,230</u>
		<u><u>289,159</u></u>	<u><u>421,230</u></u>

GREENSHIELDS AGRI HOLDINGS PLC

NOTES TO THE GROUP FINANCIAL STATEMENTS (CONTINUED) FOR THE YEAR ENDED 30 JUNE 2021

10 Income tax expense (Continued)

The charge for the year can be reconciled to the loss per the income statement as follows:

	2021 £	2020 £
Profit/(loss) before taxation	898,595	2,163,944
Expected tax charge based on a corporation tax rate of 19.00% (2020: 19.00%)	170,733	411,149
Effect of expenses not deductible in determining taxable profit	-	2,527
Gains not taxable	6,119	(469,973)
Utilisation of tax losses not previously recognised	-	(3,721)
Unutilised tax losses carried forward	(49,821)	-
Adjustment in respect of prior years	(1,284)	-
Group relief	-	460,286
Permanent capital allowances in excess of depreciation	(115,644)	(147,182)
Deferred tax	189,045	133,109
Intercompany transactions eliminated on consolidation	353,144	503,541
Tax on chargeable gains	61,388	26,706
Income tax subject to OIM tax at 0% or covered by losses	(324,521)	(495,213)
Taxation charge for the year	289,159	421,230

In addition to the amount charged to the income statement, the following amounts relating to tax have been recognised directly in other comprehensive income:

	2021 £	2020 £
Deferred tax arising on: Revaluation of property	198,020	167,822

11 Earnings per share

	2021 £	2020 £
Number of shares		
Weighted average number of ordinary shares for basic earnings per share	21,480,072	21,595,207
Earnings (all attributable to equity shareholders of the company)		
Continuing operations		
Profit for the period from continued operations	609,436	1,742,714
Earnings for basic and diluted earnings per share being net profit attributable to equity shareholders of the company for continued operations	609,436	1,742,714

GREENSHIELDS AGRI HOLDINGS PLC

NOTES TO THE GROUP FINANCIAL STATEMENTS (CONTINUED) FOR THE YEAR ENDED 30 JUNE 2021

11	Earnings per share	(Continued)	
	Earnings per share for continuing operations		
	Basic and diluted earnings per share	2.84	8.07
		<u> </u>	<u> </u>
	Basic and diluted earnings per share		
	From continuing operations	2.84	8.07
		<u> </u>	<u> </u>
12	Intangible assets		
	Group		
			Basic payment scheme (BPS)
			£
	Cost or valuation		
	At 1 July 2019		147,647
	Additions		47,696
	Disposals		(28,447)
	Revaluation		(13,676)
			<u> </u>
	At 30 June 2020		153,220
	Disposals		(7,006)
			<u> </u>
	At 30 June 2021		146,219
			<u> </u>
	Carrying amount		
	At 30 June 2021		146,219
			<u> </u>
	At 30 June 2020		153,220
			<u> </u>
	At 30 June 2019		147,653
			<u> </u>

Intangible assets relate to Basic Payment Scheme (BPS) entitlements and are held at fair value. The BPS is the United Kingdom's main agricultural subsidy and entitlement gives the right to payment, provided it is supported by a hectare of eligible land and is actively farmed.

At 30 June 2021, had the Basic Payment Scheme entitlements been carried at historical cost their carrying amount would have been approximately £74,397 (2020 £78,022).

During the year to 30 June 2021, the Basic Payment Scheme entitlement was valued by George F. White at £146,219.

13 Intangible assets Company

The company had no intangible fixed assets at 30 June 2021 or 30 June 2020.

GREENSHIELDS AGRI HOLDINGS PLC

NOTES TO THE GROUP FINANCIAL STATEMENTS (CONTINUED) FOR THE YEAR ENDED 30 JUNE 2021

14 Property, plant and equipment Group		Freehold land	Plant and	Renewables	Motor	Tenant	Right-of-use	Total
		and buildings	equipment	£	vehicles	improvements	assets	£
	Cost or valuation	£	£	£	£	£	£	£
	At 1 July 2019	19,212,290	3,051,707	1,364,637	54,253	96,122	-	23,779,009
	Additions	21,051	750,633	-	3,900	-	1,608,859	2,384,443
	Disposals	(3,932,115)	(216,513)	-	-	-	-	(4,148,628)
	Revaluation increase	768,624	-	-	-	-	-	768,624
	Transfer to held for sale	(1,377,942)	9,975	-	-	(54,225)	-	(1,422,192)
	At 30 June 2020	14,691,908	3,595,802	1,364,637	58,153	41,897	1,608,859	21,361,256
	Additions	-	603,328	-	-	35,947	1,059,421	1,698,696
	Disposals	-	(347,042)	-	-	-	-	(347,042)
	Revaluation increase	1,016,352	-	-	-	-	-	1,016,352
	Transfer	(4,417)	-	-	-	4,417	-	-
	At 30 June 2021	15,703,843	3,852,088	1,364,637	58,153	82,261	2,668,280	23,729,262
	Accumulated depreciation and impairment							
	At 1 July 2019	74,771	859,209	183,087	18,215	13,292	-	1,148,574
	Charge for the year	38,262	371,735	85,063	9,984	3,089	157,292	665,425
	Eliminated on disposal	-	(25,538)	-	-	-	-	(25,538)
	On assets reclassified as held for sale	2,289	-	-	-	(2,289)	-	-
	At 30 June 2020	115,322	1,205,406	268,150	28,199	14,092	157,292	1,788,461
	Charge for the year	39,147	371,429	85,063	7,488	4,933	472,052	980,112
	Eliminated on disposal	-	(221,780)	-	-	-	(81)	(221,861)
	On assets reclassified	(55)	-	-	-	55	-	-
	At 30 June 2021	154,415	1,355,055	353,214	35,687	19,081	629,263	2,546,715

GREENSHIELDS AGRI HOLDINGS PLC

**NOTES TO THE GROUP FINANCIAL STATEMENTS (CONTINUED)
FOR THE YEAR ENDED 30 JUNE 2021**

14 Property, plant and equipment								(Continued)
Group	Freehold land and buildings	Plant and equipment	Renewables	Motor vehicles	Improvements	Tenant	Right-of-use assets	Total
Carrying amount At 30 June 2021	15,549,428	2,497,033	1,011,423	22,466	63,180	2,039,017	21,182,547	
At 30 June 2020	14,576,586	2,390,396	1,096,487	29,954	27,805	1,451,567	19,572,795	
At 30 June 2019	19,137,518	2,192,503	1,181,550	36,039	82,830	-	22,630,440	

GREENSHIELDS AGRI HOLDINGS PLC

NOTES TO THE GROUP FINANCIAL STATEMENTS (CONTINUED)

FOR THE YEAR ENDED 30 JUNE 2021

Property, plant and equipment includes assets held under finance leases or hire purchase contracts as follows:

	2021 £	2020 £
Net carrying value		
Plant and equipment	1,553,839	1,370,460
	<u> </u>	<u> </u>
Additions	572,278	714,133
	<u> </u>	<u> </u>
Depreciation charge for the year		
Plant and equipment	213,348	210,200
	<u> </u>	<u> </u>

The revaluation surplus is disclosed in note 39.

At 30 June 2021, had the revalued assets been carried at historic cost less accumulated depreciation and accumulated impairment losses, their carrying amount would have been approximately £11,950,155 (2020 £12,826,791).

Farming property included in freehold land and buildings has been valued by George F. White LLP (GFW) as at 30 June 2021 (previously by GFW in June 2020) resulting in a upward revaluation of £1,016,352 (2020 upward revaluation of £343,114). GFW have confirmed that their valuation was prepared for ascertaining a market value and the valuation has been completed in accordance with the RICS Valuation-Professional Standards Global and UK (July 2020). In accordance with the Valuation Standards, the valuations have been prepared on the basis of Market Value. This is an internationally recognised basis and is defined as: "The estimated amount for which an asset or liability should exchange on the valuation date between a willing buyer and a willing seller in an arm's length transaction, after proper marketing and where the parties had each acted knowledgeably, prudently and without compulsion." Residential, agricultural and estate properties are normally valued with reference to the sale of similar properties in the locality (the comparable approach). Owing to the uniqueness of all properties it is then necessary to make adjustments for differences in location, situation, appearance, size, condition, sporting records, land capability etc before arriving at an appropriate opinion of value.

£194,750 in compensation was received during from the company's insurance provider in respect of plant and equipment destroyed in a fire.

15 Property, plant and equipment Company

The company had no tangible fixed assets at 30 June 2021 or 30 June 2020.

16 Investments Group

	Current 2021 £	2020 £	Non-current 2021 £	2020 £
Other investments	-	-	36,330	37,931
	<u> </u>	<u> </u>	<u> </u>	<u> </u>

GREENSHIELDS AGRI HOLDINGS PLC

NOTES TO THE GROUP FINANCIAL STATEMENTS (CONTINUED) FOR THE YEAR ENDED 30 JUNE 2021

16 Investments

(Continued)

Investment balance relates to unlisted investments in Tynegrain Limited, Anglia Farmers and Haddington Farmers Ltd held at fair value. The Investment carrying value is considered by the Board of Directors for fair value movements at least annually based on recent transactions and the underlying asset value of the investment.

The group has not designated any financial assets that are not classified as held for trading as financial assets at fair value through profit or loss.

Fair value of financial assets carried at amortised cost

The directors consider that the carrying amounts of financial assets carried at amortised cost in the financial statements approximate to their fair values.

Movements in non-current investments

	Investments £
Cost or valuation	
At 1 July 2020	37,931
Disposals	(1,601)
	<hr/>
At 30 June 2021	36,330
	<hr/>
Carrying amount	
At 30 June 2021	36,330
	<hr/>
At 30 June 2020	37,931
	<hr/>

17 Investments

Company

	Current		Non-current	
	2021	2020	2021	2020
	£	£	£	£
Investments in subsidiaries	-	-	5,100,041	5,100,041
	<hr/>	<hr/>	<hr/>	<hr/>

Fair value of financial assets carried at amortised cost

Except as detailed below the directors believe that the carrying amounts of financial assets carried at amortised cost in the financial statements approximate to their fair values.

Investment in subsidiary undertakings

Details of the company's principal operating subsidiaries are included in note 18.

GREENSHIELDS AGRI HOLDINGS PLC

NOTES TO THE GROUP FINANCIAL STATEMENTS (CONTINUED) FOR THE YEAR ENDED 30 JUNE 2021

17 Investments (Continued)

Movements in non-current investments

	Shares in subsidiaries £
Cost or valuation	
At 1 July 2020 & 30 June 2021	5,100,041
Carrying amount	
At 30 June 2021	5,100,041
At 30 June 2020	5,100,041

18 Subsidiaries

Details of the company's subsidiaries at 30 June 2021 are as follows:

Name of undertaking	Registered office	Principal activities	Class of shares held	% Held	
				Direct	Voting
Greenshields Estates Limited	3rd Floor, Analyst House, Peel Road, Douglas, Isle of Man, IM1 4LZ	Property holding	Ordinary	100.00	100.00
Greenshields Agri Limited	9-10 St. Andrew Square, Edinburgh, Midlothian, EH2 2AF	Arable Farming	Ordinary	100.00	100.00
Agricultural Management (Haddington) Limited	Cockielaw, Whittinghame, Haddington, East Lothian, EH1 4QF	Dormant	Ordinary	100.00	100.00

An impairment review was performed regarding the carrying value of the investment in GAL at 30 June 2016. Following this the investment was written down to the value of £1. Following review it was determined that there has been no further change to the value of the investment as at 30 June 2021 (2020: no change).

AMH was acquired on 28 October 2015. At the time of acquisition, goodwill of £254,717 arose which was immediately impaired to £Nil. After the transfer of AMH's entire trade and assets to a fellow group member in the previous year, the carrying value of the investment in AMH was written down to £40. Due to its dormant status, there has been no further change to the value of the investment as at 30 June 2021.

19 Credit risk

Cash deposits and financial transactions give rise to credit risk in the event that counter parties fail to perform under the contract. The Group monitors the credit ratings of its counter parties where necessary and controls the amount of credit risk by adhering to limits set by the board. The Group maintains debtor levels to a manageable level unless it has strong grounds for allowing increases. As a consequence of these controls, the probability of material loss is considered to be at an acceptable level.

The directors regularly review the company's financial instruments in order to monitor any increase in credit risk in respect of financial instruments since initial recognition.

The carrying amount of financial assets recorded in the financial statements, which is net of impairment losses, represents the group's maximum exposure to credit risk.

GREENSHIELDS AGRI HOLDINGS PLC

NOTES TO THE GROUP FINANCIAL STATEMENTS (CONTINUED) FOR THE YEAR ENDED 30 JUNE 2021

19 Credit risk (Continued)

The group does not hold any collateral or other credit enhancements to cover this credit risk.

20 Inventories Group

	2021 £	2020 £
Biological assets	2,196,201	1,846,978
Other sundry stocks	164,134	151,830
	<u>2,360,335</u>	<u>1,998,808</u>

Biological assets are measured at fair value, less estimated point of sale cost, with any change thereon recognised in profit or loss.

Reconciliation of carrying amount:

	2021 £	2020 £
Opening balance	1,846,978	1,885,757
Less opening biological stocks in store	(663,999)	(406,023)
Opening growing crops	1,182,979	1,479,734
Purchases to harvest	203,307	301,059
Fair value adjustment harvest	356,073	56,938
Less biological assets harvested	(1,742,357)	(1,837,731)
Purchases	546,577	506,996
Fair value crops movements	1,035,230	675,982
	<u>1,581,809</u>	<u>1,182,978</u>
Harvested biological stocks in store at fair value:	614,394	663,999
	<u>2,196,201</u>	<u>1,846,978</u>

Inventories include biological assets and contain £1,581,807 (2020 £1,182,978) relating to 2,513 ha of growing crops and £620,010 (2020 £663,998) relating to harvested stocks in store at the year end.

Growing crops consist of various cereals and pulses. The expected output of each has been estimated based on the expected crop yields and actual growing crop areas as at the year end.

The entity utilises forwards, futures and options in order to mitigate the risk of any major fluctuations in commodity prices between the balance sheet date and date of delivery. Any net gains or losses on the fair value position of these contracts at the year end has been recognised within the statement of comprehensive income.

Also included within inventories are other sundry stocks of £164,134 (2020 £151,830) which consists of various other stocks in relation to the farming and renewable energy activities.

21 Inventories Company

GREENSHIELDS AGRI HOLDINGS PLC

NOTES TO THE GROUP FINANCIAL STATEMENTS (CONTINUED) FOR THE YEAR ENDED 30 JUNE 2021

21 Inventories (Continued)

The company had no inventories at 30 June 2021 or 30 June 2020.

22 Trade and other receivables Group

	2021 £	2020 £
Trade receivables	583,920	379,371
VAT recoverable	47,309	35,770
Amounts owed by related parties	-	3,243
Other receivables	970,910	1,105,400
Prepayments	30,127	39,081
	<u>1,632,266</u>	<u>1,562,865</u>

Trade receivables disclosed above are classified as loans and receivables and are therefore measured at amortised cost.

23 Trade and other receivables Company

	2021 £	2020 £
Trade receivables	2	2
VAT recoverable	1,931	-
Amounts owed by subsidiary undertakings	13,226,681	12,432,785
Prepayments	3,744	4,250
	<u>13,232,358</u>	<u>12,437,037</u>

Trade debtors disclosed above are classified as loans and receivables and are therefore measured at amortised cost.

24 Trade receivables - credit risk

Fair value of trade receivables

The directors consider that the carrying amount of trade and other receivables is approximately equal to their fair value.

No significant receivable balances are impaired at the reporting end date.

25 Assets and liabilities classified as held for sale

	2021 £	2020 £
Property, plant and equipment	-	1,422,192
	<u>-</u>	<u>1,422,192</u>

GREENSHIELDS AGRI HOLDINGS PLC

NOTES TO THE GROUP FINANCIAL STATEMENTS (CONTINUED) FOR THE YEAR ENDED 30 JUNE 2021

25 Assets and liabilities classified as held for sale (Continued)

Assets held for sale in the prior year represent farming property that was approved for sale at the prior year end. There were no assets held for sale at the current year end.

26 Borrowings Group

	Current 2021 £	2020 £	Non-current 2021 £	2020 £
Borrowings held at amortised cost:				
Bank loans	103,683	37,792	3,847,916	3,938,261
	<u> </u>	<u> </u>	<u> </u>	<u> </u>
			2021	2020
			£	£
Secured borrowings included above:				
Bank loans			3,951,599	3,976,053
			<u> </u>	<u> </u>

In November 2017, Greenshields Estates Limited entered into a loan agreement with RBS for a loan with the principal amount of £3,000,000. The loan carries an interest rate of 4.21% and is repayable 60 months after the initial drawdown loan date on 15 November 2017.

In January 2020, Greenshields Estates Limited entered into a loan agreement with RBS for a loan with the principal amount of £1,000,000. The loan carries an interest rate of 2.75% over base rate and is repayable on 15 November 2022.

The Group is subject to banking covenants in respect of its loan arrangements which require Debt Servicing: CFADS to Debt Service Liability for each 12 month period must be at least 1.15 to 1. CFADS is defined as net cash flow less net capital expenditure. Debt Service Liability is defined as borrowing costs paid plus scheduled repayments of gross borrowings. Furthermore, the Group's adjusted EBITDA must not fall below £700,000 for the periods ending 30 June 2020 and for periods thereafter.

Greenshields Estates Limited has granted RBS first standard security over the land and associated buildings at Spott Estate and Lemington & Mount Alban Farms. In addition, Greenshields Estates Limited has granted RBS a Debenture.

Greenshields Agri Holdings plc has provided RBS with a guarantee for £4,000,000, supported by a Debenture.

Greenshields Agri Limited has provided RBS with a guarantee for £4,000,000, supported by a bond and floating charge over the assets of the company.

The company had no borrowings at 30 June 2021 or 30 June 2020.

27 Fair value of financial liabilities

The directors consider that the carrying amounts of financial liabilities carried at amortised cost in the financial statements approximate to their fair values.

GREENSHIELDS AGRI HOLDINGS PLC

NOTES TO THE GROUP FINANCIAL STATEMENTS (CONTINUED) FOR THE YEAR ENDED 30 JUNE 2021

28 Liquidity risk

Liquidity risk is the risk that the Company will encounter difficulty in meeting these obligations associated with its financial obligations that are settled by delivering cash or another financial asset. The Company's approach to managing liquidity is to ensure, as far as possible, that it will have sufficient liquidity to meet its liabilities when they are due, under both normal and stressed conditions, without incurring unacceptable losses or risking damage to the Company's reputation.

Liquidity risk management

Responsibility for liquidity risk management rests with the board of directors, which has established an appropriate liquidity risk management framework for the management of the company's funding and liquidity management requirements. The company manages liquidity risk by maintaining adequate reserves, banking facilities and reserve borrowing facilities, by continuously monitoring forecast and actual cash flows, and by matching the maturity profiles of financial assets and liabilities.

29 Market risk

Market risk management

Crop prices

UK grain prices are largely determined by world prices and the dynamics of the global grain market. The company seeks to use its grain market analysis to optimise timing for crop price hedging. In addition the company seeks to optimise the premium it earns over the underlying commodity price through growing specific quality grains for local big brand customers. The company utilises the cash and futures markets to hedge its position. All trades are recapped by the outside broker to the executive management team. The group CEO reports the overall group "long" and "short" position on a daily basis as part of a daily grain market report to the executive management team. The executive management team monitor the company's exposure on an ongoing basis through a daily conference call and regular email discussion.

There has been no change in the group's objectives, policies and processes for managing this risk during the year.

Sensitivity analysis:

	2021	2020
	£	£
Turnover - 5% crop price movement		
Profit increase or decrease	153,374	119,515
Biological asset - 5% crop price movement		
Profit increase or decrease	109,810	92,350

GREENSHIELDS AGRI HOLDINGS PLC

NOTES TO THE GROUP FINANCIAL STATEMENTS (CONTINUED) FOR THE YEAR ENDED 30 JUNE 2021

29 Market risk

(Continued)

Land valuation

The carrying values of agricultural land and buildings are primarily based on comparable market transactions and the group is therefore exposed to fluctuations in the UK agricultural land market.

There has been no change in the group's objectives, policies and processes for managing this risk during the year.

Sensitivity analysis:

A 5% change in the fair value of agricultural land would have increased or decreased net assets as follows:

	2021 £	2020 £
Net assets increase or decrease	747,000	696,182

Basic payment entitlements valuation

The carrying values of Basic Payment Scheme entitlements have been determined by reference to comparable market transactions. Therefore, the group is exposed to fluctuations in the open market for Basic Payment subsidy entitlements.

There has been no change in the group's objectives, policies and processes for managing this risk during the year.

Sensitivity analysis:

A 5% change in the fair value of Basic Payment entitlements would have increased or decreased net assets as follows:

	2021 £	2020 £
Net assets increase or decrease	7,311	7,661

Interest rate risk

The Group is exposed to fluctuations in the base rate of interest.

There has been no change in the group's objectives, policies and processes for managing this risk during the year.

Sensitivity analysis:-A change of 100 basis points in interest rates would have increased or decreased equity as follows:

	2021 £	2020 £
100 basis points increase: Profits (decrease)	(9,608)	(28,468)
100 basis points (decrease): Profits increase	9,608	28,468

GREENSHIELDS AGRI HOLDINGS PLC

NOTES TO THE GROUP FINANCIAL STATEMENTS (CONTINUED) FOR THE YEAR ENDED 30 JUNE 2021

29 Market risk

(Continued)

Equity price risk

Equity price risk arises from the financial asset investments at fair value through profit or loss due to uncertainties about future values of the instrument. Investments held at the year end represent interests held in the share capital of Tynegrain Limited. This instrument is unquoted and classified as level 3 in fair value hierarchy.

There has been no change in the group's objectives, policies and processes for managing this risk during the year.

Sensitivity analysis:

A 5% change in the value per share of Tynegrain Limited would have increased or decreased equity as follows:

	2021	2020
	£	£
Profit increase or decrease	1,897	1,897

GREENSHIELDS AGRI HOLDINGS PLC

NOTES TO THE GROUP FINANCIAL STATEMENTS (CONTINUED)

FOR THE YEAR ENDED 30 JUNE 2021

30 Fair value hierarchy

Fair value measurements are categorised into different levels in the fair value hierarchy based on the inputs to valuation techniques used. The different levels are defined as follows:

Level 1: quoted prices (unadjusted) in active markets for identical assets or liabilities that the Company can access at the measurement date.

Level 2: inputs other than quoted prices included within Level 1 that are observable for the asset or liability, either directly or indirectly.

Level 3: unobservable inputs for the asset or liability.

The Company determines Level 2 fair values for biological assets using LIFFE (London International Financial Futures and Options Exchange) prices, crop yields based on company historical and DEFRA (Department for Environmental Food & Rural Affairs) average data and company historical and projected costs of production. Please see note 20 for further information.

The Company determines Level 2 fair values for forward crop trades based on LIFFE prices and Chicago Board of Trade (CBOT) prices.

The Company determines Level 3 fair values for the unlisted investment in Tynegrain Limited based on the value of the last trade of shares in Tynegrain Limited. Please see note 16 for further information.

The Company determines Level 3 fair values for Basic Payment Scheme entitlements by utilising the services of a valuation expert, George F. White LLP (RICS certified). Values were primarily determined based on comparable market transactions and placed entitlement values at £125/unit for Region One and £10/unit for Region Two. Please see note 12 for further information.

The Company determines Level 3 fair values for agricultural land and buildings with the assistance of a valuation expert, George F. White LLP (RICS certified). The land values are determined on a per hectare basis with the main driver of value being associated with arable land at a range of between £8,000-£9,000 per hectare. Please see note 14 for further information.

The fair value of all other financial instruments are deemed to be approximately reflected by their carrying value.

31 Trade and other payables

Group

	2021	2020
	£	£
Trade payables	301,291	300,200
Accruals	179,338	316,380
Social security and other taxation	12,483	10,498
Other payables	2,885	30,246
	<u>495,997</u>	<u>657,324</u>

Trade payables and accruals principally comprise amounts outstanding for trade purchases and ongoing costs. The average credit period taken for trade purchases varies per supplier. For most suppliers no interest is charged on amounts payable. The company has financial risk management policies in place to ensure that all payables are paid within the pre-agreed credit terms.

The directors consider that the carrying amount of trade payables approximates to their fair value.

GREENSHIELDS AGRI HOLDINGS PLC

NOTES TO THE GROUP FINANCIAL STATEMENTS (CONTINUED) FOR THE YEAR ENDED 30 JUNE 2021

32 Trade and other payables Company

	2021 £	2020 £
Amounts owed to subsidiary undertakings	40	40
Accruals	23,750	12,775
	<u>23,790</u>	<u>12,815</u>

Trade payables and accruals principally comprise amounts outstanding for trade purchases and ongoing costs. The average credit period taken for trade purchases varies per supplier. For most suppliers no interest is charged on amounts payable. The company has financial risk management policies in place to ensure that all payables are paid within the pre-agreed credit terms.

The directors consider that the carrying amount of trade payables approximates to their fair value.

33 Lease liabilities Group

	2021 £	2020 £
Maturity analysis		
Within one year	968,292	596,681
In two to five years	1,398,312	1,240,666
In over five years	600,000	660,000
	<u>2,966,604</u>	<u>2,497,347</u>
Total undiscounted liabilities	2,966,604	2,497,347
Future finance charges and other adjustments	(250,073)	(278,868)
	<u>2,716,531</u>	<u>2,218,479</u>
Lease liabilities in the financial statements	<u>2,716,531</u>	<u>2,218,479</u>

Lease liabilities are classified based on the amounts that are expected to be settled within the next 12 months and after more than 12 months from the reporting date, as follows:

	2021 £	2020 £
Current liabilities	905,019	538,886
Non-current liabilities	1,811,512	1,679,593
	<u>2,716,531</u>	<u>2,218,479</u>
	<u>2,716,531</u>	<u>2,218,479</u>
	2021	2020
	£	£
Amounts recognised in profit or loss include the following:		
Interest on lease liabilities	75,951	73,367
	<u>75,951</u>	<u>73,367</u>

GREENSHIELDS AGRI HOLDINGS PLC

NOTES TO THE GROUP FINANCIAL STATEMENTS (CONTINUED) FOR THE YEAR ENDED 30 JUNE 2021

33 Lease liabilities

(Continued)

The net obligations under finance leases and hire purchase contracts are secured against the assets to which they relate. Interest rates are fixed at the contract date. All leases are on a fixed repayment basis and no arrangements have been entered into for contingent rental payments.

The fair value of the company's lease obligations is approximately equal to their carrying amount.

34 Deferred taxation

The following are the major deferred tax liabilities and assets recognised by the group and movements thereon during the current and prior reporting period.

	ACAs £	Revaluations £	Total £
Deferred tax liability at 1 July 2019	7,642	-	7,642
Deferred tax movements in prior year			
Charge/(credit) to profit or loss	133,109	-	133,109
Charge/(credit) to other comprehensive income	-	167,822	167,822
Deferred tax liability at 1 July 2020	140,751	167,822	308,573
Deferred tax movements in current year			
Charge/(credit) to profit or loss	108,339	-	108,339
Charge/(credit) to other comprehensive income	-	144,610	144,610
Effect of change in tax rate - profit or loss	80,707	5,804	86,511
Effect of change in tax rate - other comprehensive income	-	47,606	47,606
Deferred tax liability at 30 June 2021	329,797	365,842	695,639

Deferred tax assets and liabilities are offset in the financial statements only where the group has a legally enforceable right to do so.

35 Retirement benefit schemes

Defined contribution schemes

The group operates a defined contribution pension scheme for all qualifying employees. The assets of the scheme are held separately from those of the group in an independently administered fund.

The total costs charged to income in respect of defined contribution plans is £12,243 (2020 - £11,039).

GREENSHIELDS AGRI HOLDINGS PLC

NOTES TO THE GROUP FINANCIAL STATEMENTS (CONTINUED)

FOR THE YEAR ENDED 30 JUNE 2021

36 Share capital Group

	2021 Number	2020 Number	2021 £	2020 £
Ordinary share capital				
Issued and fully paid				
Ordinary shares of £1 each	21,480,072	21,595,207	21,480,072	21,595,207
Treasury shares of £1 each	4,258,156	4,258,156	(4,258,156)	(4,258,156)
	<u>17,221,916</u>	<u>17,337,051</u>	<u>17,221,916</u>	<u>17,337,051</u>

Each ordinary share carries the right to one vote at a meeting of shareholders or any resolution of the shareholders; the right to any dividend paid by the company; and a right to an equal share in the distribution of the surplus assets of the company on its winding up.

On 6 February 2014, the Group established a trust to be known as The Greenshields Agri Executive Benefit Trust and approved the appointment of Hillberry Trust Company Limited as the sole corporate trustee of the Trust. On the same date, the Group approved the creation of a share option plan for the benefit of certain key members of the company's management for the purposes of incentivising those persons; those persons being W H Boase, J C Goodgal, P A Jackson, J D McKenna, Y Yasumoto. 4,258,156 shares have since been allotted and issued to the Trust via a loan from the Group to the Trust. At present none of the options have been exercised and the trustee has irrevocably waived all rights and entitlements, in respect of the entire holding of shares which may be held and to all and any dividends declared or paid by the company in respect of those shares.

Reconciliation of movements during the year:

	Ordinary shares Number	Treasury shares Number
At 1 July 2020	21,595,207	(4,258,156)
Shares repurchased	(115,135)	-
At 30 June 2021	<u>21,480,072</u>	<u>(4,258,156)</u>

There were no shares issued during the year (2020 6,000 shares). The company repurchased 115,135 (2020 462,961 shares) of its own Ordinary shares during the year for £121,402 (2020 £481,478) in order to allow investors to redeem their investment. A transfer has been made to a Capital Redemption Reserve accordingly as per note 40.

37 Share capital Company

Refer to note 36 of the group financial statements.

GREENSHIELDS AGRI HOLDINGS PLC

NOTES TO THE GROUP FINANCIAL STATEMENTS (CONTINUED) FOR THE YEAR ENDED 30 JUNE 2021

38 Share premium account Group and company

	2021 £	2020 £
At the beginning of the year	50,048	49,808
Issue of new shares	-	240
At the end of the year	<u>50,048</u>	<u>50,048</u>

Share premium relates to a premium paid by the shareholders for the ordinary share capital of the company. There have been no changes in share premium in the year (2020 - £240).

39 Revaluation reserve Group

	2021 £	2020 £
At the beginning of the year	2,377,968	2,267,199
Revaluation surplus arising in the year	1,016,352	754,948
Deferred tax on revaluation of PPE	(198,020)	(167,822)
Transfer to retained earnings	(2,521)	(58,851)
Other movements	(545,561)	(417,506)
At the end of the year	<u>2,648,218</u>	<u>2,377,968</u>

During the year, Basic Payment Scheme entitlements, as detailed within note 12, were revalued by £nil (2020 £13,676 downwards).

There were also revaluation gains of £1,016,352 (2020 £768,624) on the valuation of farming properties, as detailed within note 14.

The company had no revaluation reserve at 30 June 2021 or 30 June 2020.

40 Capital redemption reserve Group and company

	2021 £	2020 £
At the beginning of the year	462,961	-
Transfers	115,135	462,961
At the end of the year	<u>578,096</u>	<u>462,961</u>

Capital redemption reserve has been created during the repurchase of the company's own shares. £115,135 (2020 £462,961) nominal value of repurchased ordinary shares was added to the capital redemption reserve on repurchase of its own shares during the year.

GREENSHIELDS AGRI HOLDINGS PLC

NOTES TO THE GROUP FINANCIAL STATEMENTS (CONTINUED) FOR THE YEAR ENDED 30 JUNE 2021

41 Retained earnings Group

	2021 £	2020 £
At the beginning of the year	257,140	(1,480,453)
Loss for the year	609,436	1,742,714
Transfer to reserves	-	38,356
Transfer from revaluation reserve	548,082	438,001
Share redemption or reduction	(121,402)	(481,478)
At the end of the year	<u>1,293,256</u>	<u>257,140</u>

42 Retained earnings Company

	2021 £	2020 £
At the beginning of the year	(325,528)	(2,450,432)
Loss for the year	1,717,902	2,606,382
Share redemption or reduction	(121,402)	(481,478)
At the end of the year	<u>1,270,972</u>	<u>(325,528)</u>

43 Other leasing information Group

Lessee

Amounts recognised in profit or loss as an expense during the period in respect of lease arrangements are as follows:

	2021 £	2020 £
Expense relating to short-term leases	<u>26,534</u>	<u>106,804</u>

Information relating to lease liabilities is included in note 33.

44 Capital commitments Group

	2021 £	2020 £
At 30 June 2021 the group had capital commitments as follows:		
Contracted for but not provided in the financial statements:		
Acquisition of property, plant and equipment	<u>109,840</u>	<u>-</u>

GREENSHIELDS AGRI HOLDINGS PLC

NOTES TO THE GROUP FINANCIAL STATEMENTS (CONTINUED) FOR THE YEAR ENDED 30 JUNE 2021

45 Capital risk management

The company manages its capital to ensure that it will be able to continue as a going concern while maximising the return to stakeholders through the optimisation of the debt and equity balance,

The capital structure of the company consists of debt, cash and cash equivalents and equity comprising share capital, reserves and retained earnings. The company reviews the capital structure annually and as part of this review considers that cost of capital and the risks associated with each class of capital.

The company is not subject to any externally imposed capital requirements.

46 Events after the reporting date

After the year end, the company repurchased and cancelled 60,000 issued shares at £1.13 per share through the share dealing broker. Furthermore, the company has authority to repurchase 777,245 additional shares up to 19 October 2021.

47 Related party transactions

During the year the group entered into the following transactions with related parties:

	Sale of goods		Purchase of goods	
	2021	2020	2021	2020
	£	£	£	£
Entities with joint control or significant influence over the company	498,855	223,039	779,056	175,473
	<u> </u>	<u> </u>	<u> </u>	<u> </u>

The following amounts were outstanding at the reporting end date:

	2021	2020
	£	£
Amounts due to related parties		
Entities with joint control or significant influence over the company	2,218	2,895
	<u> </u>	<u> </u>

The following amounts were outstanding at the reporting end date:

	2021	2020
	£	£
Amounts due from related parties		
Entities with joint control or significant influence over the company	140,403	9,338
	<u> </u>	<u> </u>

48 Controlling party

The directors are of the opinion that there is no single ultimate controlling party due to the even distribution of voting rights amongst the shareholders with no shareholder having a controlling majority.

GREENSHIELDS AGRI HOLDINGS PLC

NOTES TO THE GROUP FINANCIAL STATEMENTS (CONTINUED) FOR THE YEAR ENDED 30 JUNE 2021

49 Cash generated from operations Group		
	2021	2020
	£	£
Profit for the year after tax	609,431	1,742,719
Adjustments for:		
Taxation charged	289,159	421,230
Finance costs	246,877	318,405
Gain on disposal of property, plant and equipment	(41,284)	(2,464,876)
Gain on disposal of intangibles	(5,325)	(8,663)
Depreciation and impairment of property, plant and equipment	980,112	665,425
Movements in working capital:		
(Increase)/decrease in inventories	(361,527)	148,275
(Increase)/decrease in trade and other receivables	(69,403)	486,175
Decrease in trade and other payables	(161,327)	(684,707)
Decrease in deferred revenue outstanding	-	(47,550)
Cash generated from operations	1,486,713	576,433
50 Cash absorbed by operations Company		
	2021	2020
	£	£
Profit for the year after tax	1,717,902	2,606,382
Adjustments for:		
Investment income	(1,211,693)	(4,192,543)
Other gains and losses	(669,542)	1,542,327
Movements in working capital:		
Increase in debtors	(125,779)	(3,662,078)
Increase/(decrease) in creditors	10,975	(12,137)
Cash absorbed by operations	(278,137)	(3,718,049)